



CPC/CPS /DP

The Submersible Series

-suitable for industrial, commercial and domestic
waste water/ sewage pumping.



CPC / CPS Submersible Sewage pump

The Calgon range of CPC / CPS Submersible pumps are suitable for sewage and waste water applications. Suitable for pumping of liquid containing solid of fibrous material. Widely adapted in the industrial, commercial as well as the industrial sectors.

Type of Installation

- Portable Installations :Pumps are supplied with quick discharge coupling for ease of dismantling for maintenance.
- Fixed Installation :Pumps are supplied with pump foot / base suitable for free standing installation.

Technical Data

- Head (maximum) : 40 m
- Capacity (up to) : 210 m³/Hr
- Temperature (max) : 40°C
- Type of pumped medium : Waste and sewage water containing solid or fibrous material.

Application

- Raw Sewage and Sludge pumping
- Water Treatment Plants
- Storm Water discharge
- Drainage pumping station
- Basement drainage
- Commercial application
- Domestic use
- Industrial Waster water

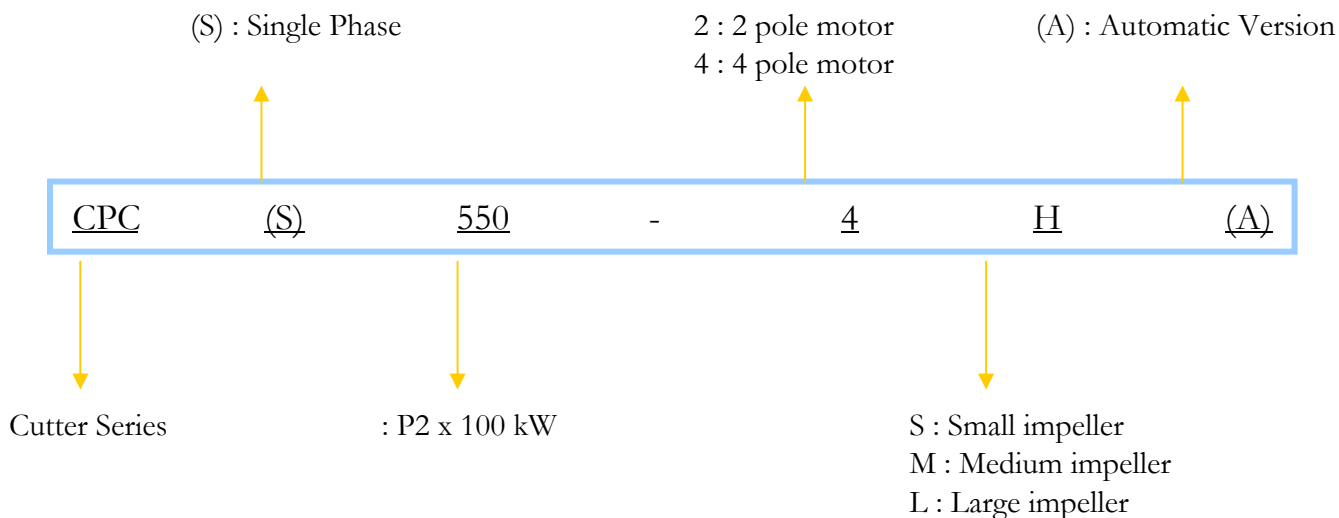
Materials of Constructions *

Parts	Standard Materials of Construction
Casing	Cast Iron FC 20
Shaft	Stainless Steel SUS 316
Impellers	Cast Iron C 20
Fasteners	Stainless Steel SUS 304



* Special material variant upon request.

Type Designation



Design Features of the Calgon CPC / CPS Submersible pumps

Control Box

Built in control box with integrated circuit ready to be connected to float switch if required.

Cables

Special indicator light available on end of cable. Red : Power on
Yellow : Leakage

Motor

Squirrel Cage Submersible motors with built in thermal sensors as option to cut off pumps operation in event of over heating.
1 ph / 240 V / 50 Hz
3 ph / 415 V / 50 Hz

Bearings

Sealed for life maintenance free ball bearings..

Mechanical Seal

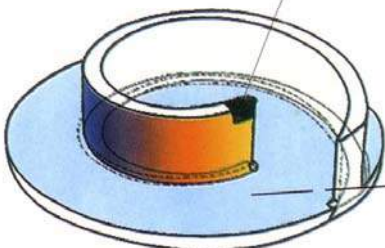
Maintenance free, specially design double mechanical seal of tungsten carbide material independent of direction of rotation.

Oil Chamber

Specially designed with built in sensor to detect mechanical seal leakage.

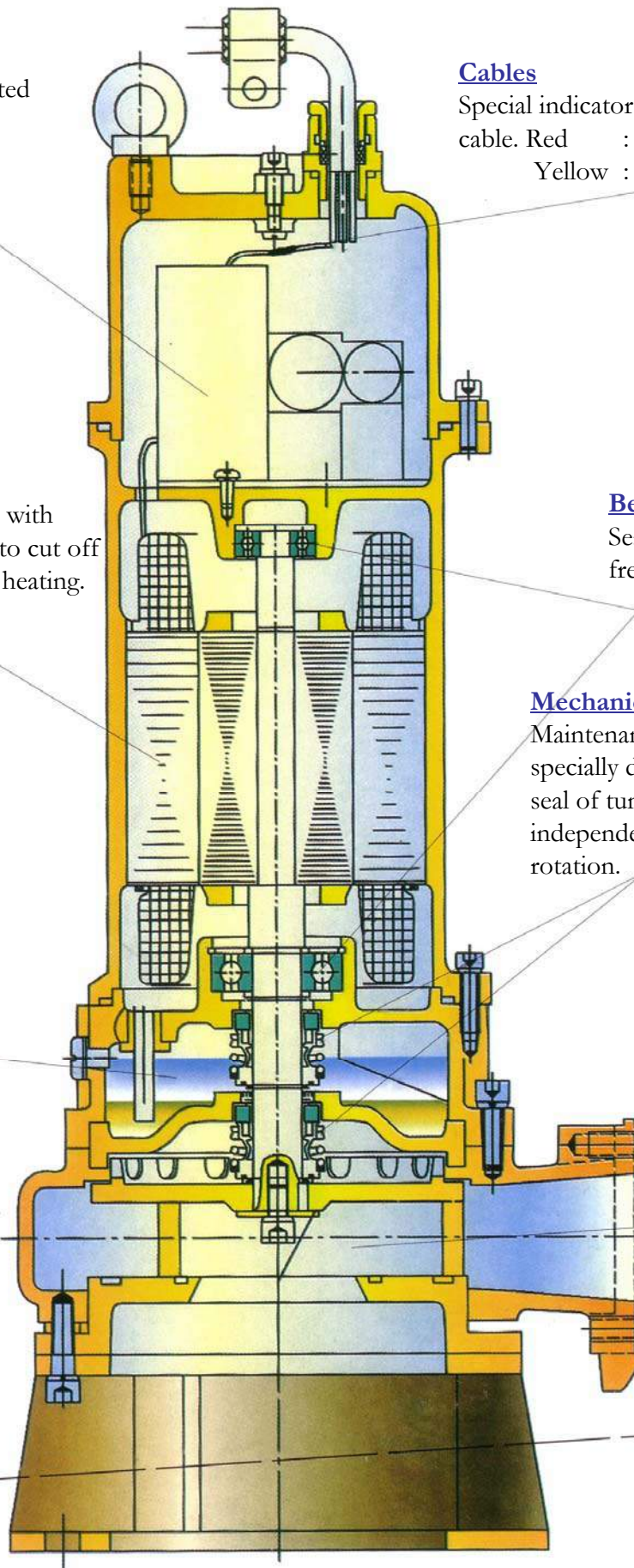
Cutter

Cutter to enable handling of solid or fibrous material.



Impeller

Open single channel impeller with built in cutter provides best handling of solid and fibrous material



DP Submersible Drainage pumps

The Calgon range of DP Submersible pumps are suitable for waste water drainage. Impellers are semi – open suitable for clear and waste water containing solid particles. The motors are provided with a built in thermal sensor switch to automatically cut off the motor in order to prevent overloading of motor. Double mechanical seals design protects To prevent water from sipping into motor unit.

Float switch are supplied as part of the automatic versions.

Technical Data

Head (maximum)	: 32 m
Capacity (up to)	: 40 m ³ /Hr
Temperature (max)	: 40°C
Type of pumped medium	: Waste water containing solid particles.

Application

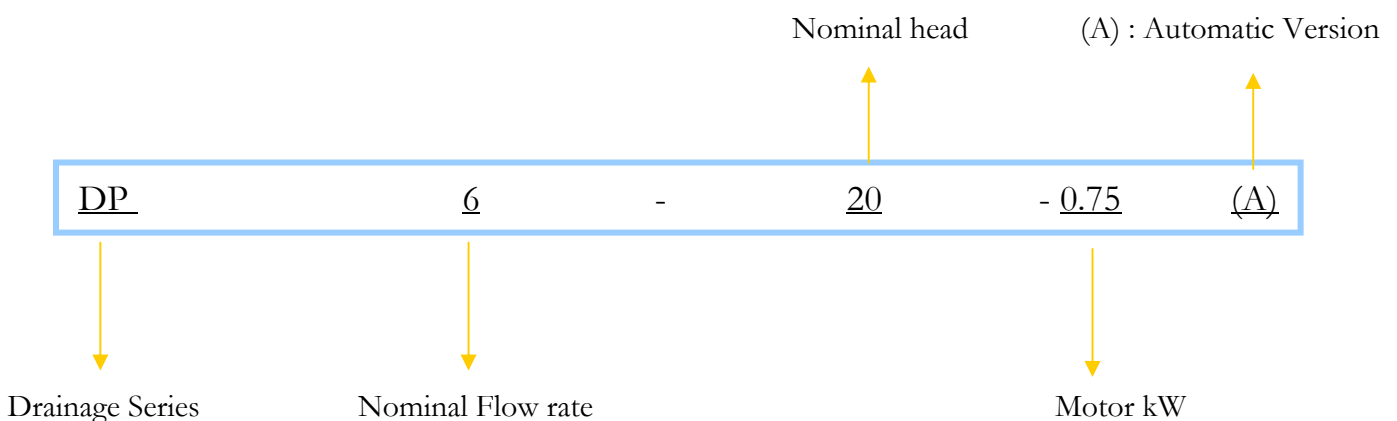
- | | |
|---|--|
| <input type="checkbox"/> Sludge pumping | <input type="checkbox"/> Basement drainage |
| <input type="checkbox"/> Water Treatment Plants | <input type="checkbox"/> Commercial application |
| <input type="checkbox"/> Storm Water | <input type="checkbox"/> Domestic use |
| <input type="checkbox"/> Drainage pumping station | <input type="checkbox"/> Industrial Waster water |

Materials of Constructions *

Parts	Standard Materials of Construction
Casing	Cast Iron FC 20
Shaft	Stainless Steel SUS 316
Impellers	Cast Iron C 20
Fasteners	Stainless Steel SUS 304

* Special material variant upon request.

Type Designation





For any further information please contact:

Pumpfield Corporation Sdn. Bhd.



21 & 23, Jalan USJ 1/31, Taman Subang Permai,
47600 Subang Jaya, Selangor



+603-8024 8213



+6012-388 7255



enquiry@pumpfield.com.my

